

HOW TO CHOOSE THE CORRECT GARMENT?



**AmRay**  
Group

YOUR PROTECTION. OUR VOCATION.



**YOUR PROTECTION. OUR VOCATION.**

## HOW TO CHOOSE THE CORRECT GARMENT?

At AmRay, we fully recognise that one size very definitely doesn't fit all. That's why we offer a fully bespoke service, which ensures that you get the precise fit you need, with the design or colouring that you prefer. Not only does this deliver a more comfortable fit for daily wear, but you'll also enjoy the level of protection that we're rightly famous for.

On choosing an apron, it is important to select a style that best suits your shape. Because there are so many different body types, we offer a variety of models allowing you to create your own individual set by matching any vest with any skirt, in order to maximize your comfort.

Using our customisation feature online, you can select your requirements and receive an automatically generated quote, direct to your inbox.

## AMRAY OPTIONS

Together with our wide choice of garment combinations, AmRay offer:



Monogram



Logo on Pocket



Thyroid Collar  
Clipped on



Closure Choice

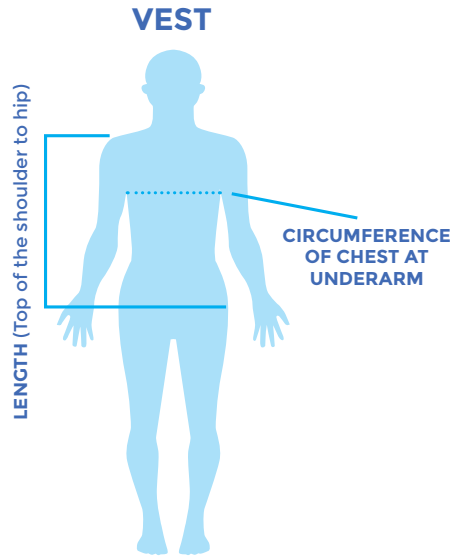


Inventory Management

# VESTS

## How to measure?

Wrap the tape measure around from back to front, keeping the tape measure parallel to the floor. Run it around **the widest part of the bust** and then mark where the tape ends meet the second measurement.



Measure around widest part of the chest/bust

SEMI-WRAP VEST (31) / ERGO-FIT VEST (46) / CLASSIC VEST (47) / FULL WRAP VEST (48) / TALOR-FIT VEST (49)									
Size	XXS	XS	S	M	L	XL	2XL	3XL	4XL
Chest/Underarm	85	91	97	107	113	120	127	134	144
Recommended for Chest measurements	Up to 85cm	86cm to 91cm	92cm to 97cm	98cm to 107cm	108cm to 113cm	114cm to 120cm	121cm to 127cm	128cm to 134cm	135cm to 144cm
Length	50	50	55	60	65	65	65	65	65

## What style should I choose?

When choosing a vest, along with due consideration for the style selected and its suitability for the user, you must pay attention to both chest and waist measurements. In general, we recommend you choose a snug fitting garment, for maximum protection. The chart shows the actual garments chest measurement (plus some additional ease).

All our vests measure the same, however, you have to consider how they fit the user according to his/her shape.

For example, our Tailor-Fit Vest is a slim fit, whereas our Full-Wrap Vest has a more generous fit.

Usually, where there is an overlap, the user will have more room to adjust the vest to his/her liking. On vests without overlap (Tailor-Fit, Ergo-Fit, Ergo-Fit+) it is very important to take the correct measurements to avoid a sizing issue.



Semi-Wrap Vest



Ergo-Fit Vest



Ergo-Fit+ Vest



Classic Vest



Full Wrap Vest



Tailor-Fit Vest



# SKIRTS

SKIRTS										
Size	XXS	XS	S	M	L	LL	XL	2XL	3XL	4XL
Waist	60	65	70	75	81	87	93	103	113	123
Recommended for Waist measurements between	58cm to 62cm	63cm to 67cm	68cm to 72cm	73cm to 78cm	79cm to 84cm	85cm to 90cm	91cm to 97cm	98cm to 108cm	109cm to 118cm	119cm to 128cm
Hips	85	90	95	100	106	112	118	128	138	148
Recommended for Hip measurements between	83cm to 87cm	88cm to 92cm	93cm to 97cm	98cm to 103cm	104cm to 109cm	110cm to 115cm	116cm to 122cm	123cm to 133cm	134cm to 144cm	>145cm
Length	50	50	60	60	60	60	60	60	60	60

Other lengths available: 70" 80"

## How to measure?

When taking measurements, please ensure that you are standing straight with your legs slightly apart and that you are wearing flat shoes.

To find the natural waist, stand straight and then tilt slightly to the side where the body creases. That is the natural waistline. The measurement has to be taken at **the narrowest point of the torso**.

To take the waist measurement, wrap the tape from back to front around the waist and then mark where the tape meets the second measurement.

To measure around the hips, position the tape around **the fullest part of your bottom or thigh area** (traditionally 20cm below waist is correct).

Make sure that your tape measure is straight around the body.

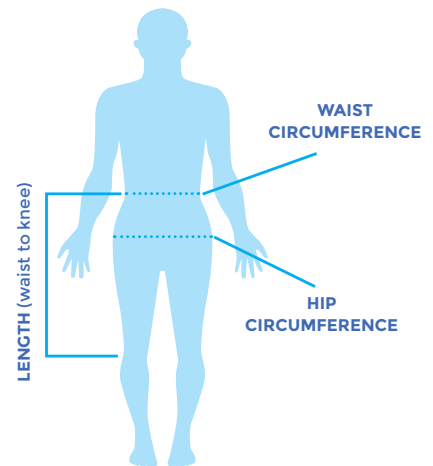
## Tips on choosing the right size

When choosing a skirt, along with due consideration for the style selected and its suitability for the wearer, you must pay attention to **both Waist & Hip measurements**.

Our skirts are **High Waist**. This is the reason why it is important to take the waist measurement in the correct place, as a difference of a few centimetres could put the user in a bigger size, that would not fit correctly. Also, bear in mind our skirts have an overlap of 35 cm, they are not seam-to-seam protection.

In general, we recommend you choose a tight (smaller than your actual waist) fitting waistline, unless the hip measurement will not allow you to select the smaller size.

## SKIRT



Measure at the narrowest point of the torso

Measure around the fullest part of bottom or thigh area



# ONE PIECE APRON

SEMI-WRAP APRON (01) / BACKSAVER (02) / FULL-WRAP APRON (01F) / COAT APRON (06)									
Size	XXS	XS	S	M	L	XL	2XL	3XL	4XL
Chest/Underarm	85	91	97	107	113	120	127	134	144
Recommended for Chest measurements	Up to 85cm	86cm to 91cm	92cm to 97cm	98cm to 107cm	108cm to 113cm	114cm to 120cm	121cm to 127cm	128cm to 134cm	135cm to 144cm
Length	90	90	100	100	100	100	100	100	100

Other lengths available: 110" 120"

## How to measure?

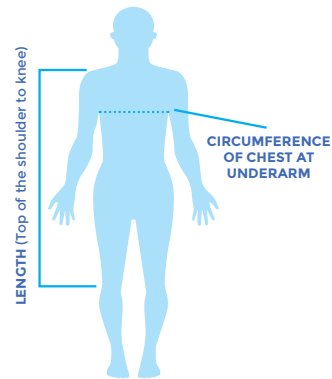
Wrap the tape measure around from back to front, keeping the tape measure parallel to the floor. Run it around **the widest part of the bust** and then mark where the tape ends meet the second measurement.

To find the natural waist, stand straight and then tilt slightly to the side where the body creases. That is the natural waistline. The measurement has to be taken at **the narrowest point of the torso**.

To take the waist measurement, wrap the tape from back to front around the waist and then mark where the tape meets the second measurement.

To measure around the hips, position the tape around **the fullest part of your bottom or thigh area** (traditionally 20cm below waist is correct).


### SEMI-WRAP APRON/ BACKSAVER/COAT APRON



Measure around widest part of the chest/bust



Measure around the fullest part of bottom or thigh area



Measure at the narrowest point of the torso

## What style should I choose?

The models Semi-Wrap Apron, Full-Wrap Apron, Backsaver and Coat Apron are straight fitting garments.

When you choose these models, you have to take the waist and hips measurements into consideration as a bigger waist might cause the apron to not close properly.



Semi-wrap Apron

Full-wrap Apron

Backsaver

Coat Apron

# SINGLE FRONT APRON / DROP-OFF / CLASSIC APRON / DOUBLE-SIDED APRON / EASY-FIT VEST

## How to measure?

The measurements should be taken in the same way as the one-piece apron, but these garments are manufactured according to their width. You can see in the charts above that there are less sizes options, but they cover a wider range of chest measurements. This allows for more flexibility when choosing the size.

Our Easy-Fit Vest and Double-Sided Aprons are not fitted garments and can suit users with more unusual shapes as it opens on both sides and allows for more adjustments.

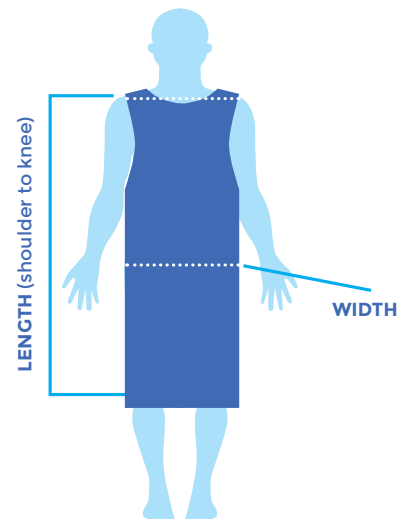


Drop-Off Apron



Single Front Apron

## SINGLE FRONT / CLASSIC / DOUBLE-SIDED APRON / EASY-FIT VEST



SINGLE FRONT APRON (07) / DROP-OFF APRON (08) / CLASSIC APRON (09)					
Size	XS	S	M	L	XL
Recommended Chest circumference	80cm to 91cm	92cm to 97cm	98cm to 107cm	108cm to 127cm	128cm to 144cm
Width	50	55	60	75	80
Length	90	100	100	100	100

Other lengths available: 110" 120"

DOUBLE-SIDED APRON (05)					
Size	XS	S	M	L	XL
Recommended Chest circumference	80cm to 91cm	92cm to 97cm	98cm to 107cm	108cm to 127cm	128cm to 144cm
Width	50/50	55/55	60/60	60/75	75/80
Length	90	100	100	100	100

## EASY-FIT VEST



Easy-Fit Vest

EASY-FIT VEST (44)					
Size	XS	S	M	L	XL
Recommended Chest Circumference	80cm to 91cm	92cm to 97cm	98cm to 107cm	108cm to 127cm	128cm to 144cm
Width	50/50	55/55	60/60	60/75	75/80
Length	50	55	60	65	65

---

## WHAT ELSE DO I NEED TO KNOW?

You also have to consider the disproportion of figures. Very few people are exactly proportional to the 'standard' but most people will be within a tolerable range. However, you must give consideration to anything excessive (large shoulders, excessive waistline or chest etc.).

If you are unable/not confident to select, please supply measurements to AmRay and we will advise to the best of our ability. We can't see the users, so our suggestion will be based on the assumption that the measurements have been taken in the correct position.

Remember, every user is different! Shape of the user and personal preferences come into play when choosing the perfect garment.

In order to choose the correct garment, we also recommend the use of "skins" (garments without core material) that will allow users to try on the different models and sizes and select the ones that are adapted to their shape and size.

Please contact AmRay if you require skins or if you have any doubts regarding a size.





## IRELAND

### AmRay Group

Unit 9/10 Greenhills  
Industrial Village,  
Drogheda, Co Louth,  
Ireland, A92 KX75.

T: +353 (0)41 98 36716  
F: +353 (0)41 98 39098  
E: [info@amraygroup.com](mailto:info@amraygroup.com)



## UK

### AmRay Medical UK

4200 Solihull Parkway,  
Birmingham  
Business Park,  
Birmingham, B37 7YN.

T: +44 (0) 345 835 8110  
M: +44 (0) 789 797 2473  
E: [info@amraymedical.co.uk](mailto:info@amraymedical.co.uk)



## FRANCE

### AmRay SARL

148 rue de l'Université,  
75007,  
Paris, France.

T: +33 (1) 78 42 28 56  
F: +33 (1) 78 42 26 01  
E: [info@amray.fr](mailto:info@amray.fr)



## GULF

### AmRay FZE

PO Box 51107,  
Hamriyah Free Zone,  
Sharjah,  
United Arab Emirates.

T: +971 4 429 8244  
M: +971 50 396 2051  
E: [info@amraygroup.com](mailto:info@amraygroup.com)

[amraygroup.com](http://amraygroup.com)

